

دليل المنتجات Product Catalog

نظام أنابيب الـ بي بي آر
PP-R Piping System


Table of Contents

MIDAD PIPES

PRODUCT RANGE BASIC INFORMATION _____	8
FIELDS OF APPLICATION _____	8
PROPERTIES OF PP MATERIALS _____	9
PP-R _____	9
PP-RCT _____	10
CONNECTOR FITTINGS _____	10
ADAPTER FITTING - BRASS _____	10
UNIONS _____	10
VALVES _____	10
ACCESSORIES _____	10
MIDAD UV FITTINGS _____	10
OPERATING PARAMETERS OF PPR AND PP-RCT PIPING SYSTEMS (ACCORD- ING TO DIN 8077) _____	10
SPECIFICATION AND PROPERTIES OF MIDAD SYSTEM _____	10
MIDAD TESTING STANDARDS & WARRANTY _____	10

Product Range Basic Information

Major Areas of Application of Individual Pipe



MIDAD
SDR 11 (PN10)
Ø 20-110 mm

MIDAD
SDR 7.4 (PN16)
Ø 20-110 mm

MIDAD
SDR 6 (PN20)
Ø 20-110 mm

MIDAD Glassfiber
SDR 6
Ø 20-110 mm

MIDAD Glassfiber
SDR 7.4
Ø 20-110 mm

MIDAD Glassfiber
SDR 11
Ø 20-110 mm




Cold Water	<input checked="" type="checkbox"/>	<input checked="" type="checkbox"/>	<input checked="" type="checkbox"/>	<input checked="" type="checkbox"/>	<input checked="" type="checkbox"/>	<input checked="" type="checkbox"/>
Hot Water		<input checked="" type="checkbox"/>	<input checked="" type="checkbox"/>	<input checked="" type="checkbox"/>	<input checked="" type="checkbox"/>	
Air	<input checked="" type="checkbox"/>	<input checked="" type="checkbox"/>	<input checked="" type="checkbox"/>	<input checked="" type="checkbox"/>	<input checked="" type="checkbox"/>	<input checked="" type="checkbox"/>
Heat			<input checked="" type="checkbox"/>	<input checked="" type="checkbox"/>		



MIDAD Glass Fiber

- 3× lesser thermal expansion
- no need to shave before welding
- cold & hot water, air conditioning

Major Areas of Application of PP-RCT

						
	MIDAD SDR 11 (PN13) Ø 20-110 mm	MIDAD SDR 7.4 (PN20) Ø 20-110 mm	MIDAD SDR 6 (PN25) Ø 20-110 mm	MIDAD Glassfiber SDR 6 (PN25) Ø 20-110 mm	MIDAD Glassfiber SDR 7.4 (PN20) Ø 20-110 mm	MIDAD Glassfiber SDR 11 (PN13) Ø 20-110 mm
Cold Water	<input checked="" type="checkbox"/>	<input checked="" type="checkbox"/>	<input checked="" type="checkbox"/>	<input checked="" type="checkbox"/>	<input checked="" type="checkbox"/>	<input checked="" type="checkbox"/>
Hot Water		<input checked="" type="checkbox"/>	<input checked="" type="checkbox"/>	<input checked="" type="checkbox"/>	<input checked="" type="checkbox"/>	<input checked="" type="checkbox"/>
Air	<input checked="" type="checkbox"/>	<input checked="" type="checkbox"/>	<input checked="" type="checkbox"/>	<input checked="" type="checkbox"/>	<input checked="" type="checkbox"/>	<input checked="" type="checkbox"/>
Heat			<input checked="" type="checkbox"/>	<input checked="" type="checkbox"/>	<input checked="" type="checkbox"/>	




MIDAD Glass Fiber

- 3× lesser thermal expansion
- no need to shave before welding
- cold & hot water, air conditioning

Fields of Application



Swimming pool technology



Under floor heating system



Connection heating and cooling



Wall heating



Ceiling heating and cooling



Potable water application



Chilled water technology



Sports floor heating and cooling



District heating pipeline systems



Compressed air systems



Application in the field of ship building



Chemical transport



Industrial floor heating

- Industrial systems like conveying compressed air pressure, aggressive fluids like acids and alkaline solutions, effluent, sewage disposal and leak proof joints.
- Water purifying / pharmaceutical plants for clean water.
- Chilled water circuit for refrigeration units and chillers.
- Lines for conveying liquid food products - Food Grade.
- Hot and Cold water supplying pipes.
- Potable water pipe networks for cold and hot water installations i.e., in residential buildings, hospitals, hotels, offices and schools building.
- Radiator heating pipes, Room heating system, underfloor heating pipes.
- Pipe networks for rainwater utilization systems.
- Pipes for agriculture use & horticulture use.

Product Range - Basic Information

Pipes of the MIDAD System are produced in the following sizes (external pipe diameter is shown): 20, 25, 32, 40, 50, 63, 75, 90 and 110 mm. The pipes are produced in various combinations of operating pressure and temperatures in separate pressure lines (of various wall thicknesses).

All plastic pipe

MIDAD SDR 11 (PN 10) for cold & hot applications

MIDAD SDR 7.4 (PN 16) for cold & hot applications

MIDAD SDR 6 (PN 20) for cold & hot applications

Multilayer pipe

MIDAD GlassFiber three-layer pipes (20 - 110 mm), reinforced with GlassFiber for cold water, air conditioning and hot water.

The application refers to a typical field of use and for a period of 50 years. To be associated with the pressure it is designed for (operating system pressure).

The MIDAD GlassFiber pipes

are three-layer pipes: the inner wall of the pipe is made of polypropylene type 3 & 4 PP-R & PP-RCT and its wall thickness is identical to that of the pipe S 3,2 and S 4. During the course of production it is coupled to the layer of fiber and subsequently covered with an outer layer of polypropylene.

industrial applications, with the following advantages:

- Wide range of temperature application.
- Wide variety of components to cover all your fluid supply needs.
- Mechanical strength and durability.
- No corrosion within the piping network.
- Prevention of corrosion within other interacting systems.
- Excellent flow performance properties.
- High resistance to most chemicals.
- Hygienically sound with no adverse effects on potable water.
- Easy and reliable installation technique.
- Long and trouble free service life.
- Excellent price/ benefit ratio.

Advantages of the system

offers a comprehensive PP-R system designed for the delivery of pressurized hot and cold water in residential, commercial and

Properties of PP Materials

Property	PP-R	PP-RCT
Density (tested according to DIN EN ISO 1183 series)	= 0,91 g/cm ³	= 0,91 g/cm ³
Mean coefficient of linear thermal expansion in the temperature range 0 °C to 110 °C (tested according to DIN 53752)	= 1,5 x 10 ⁻⁴ K ⁻¹	= 1,5 x 10 ⁻⁴ K ⁻¹
Thermal conductivity (tested according to DIN 526121-)	= 0,23 W K ⁻¹ m ⁻¹	= 0,23 W K ⁻¹ m ⁻¹
Surface resistivity (tested according to DIN IEC 60093)	> 10 ¹² Ω	> 10 ¹² Ω

NOTE: As long as no flame retardants are used, pipes as specified in this standard meet the requirements for building material class B 2 as in DIN 4102-4.

System MIDAD is plastic piping system used for hot and cold water distribution in buildings, floor and central heating and airconditioning.

Benefits

- high quality PP piping systems
- includes new 4th generation material PP-RCT
- includes unique 3 layer pipes with fiber reinforcement
- new 4 layer pipes with fiber and UV
- high pressure and temperature resistance

Designation of Pipes S (SDR) instead of PN

Designation of pipes S (SDR) instead of PN
In accordance with DIN 8077 standards, it is necessary to designate the pipes as „S“ or „SDR“ instead of „PN“.

$$\text{SDR} = \frac{\text{OUTSIDE DIAMETER}}{\text{MINIMUM WALL THICKNESS}}$$

- The „PN“ designation indicates the permissive operating pressure in bar for maximum temperature 20 °C and service life of 50 years
- For the lowest design coefficient according to „PN“, the standard DIN 8077 no longer specify the pipe classification.

- We designate the PPR tubes as „PN“ for historical reasons (it used to be the former designation for the pressurised product range) although the values no longer correspond to the definition above.
- The PP-RCT is a new type of material and the „PN“ designation has not been implemented.
- The operating parameters of the pipes are specified in the designation on the tubes and in the Assembly instructions.

The catalogue states the „PN“ values for the pipes made of PP-RCT for easier orientation (the „PN“ formula as specified in the standard was used in the calculation).

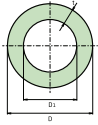
THE SYMBOL OF QUALITY

As the world advances into the future, plastic engineered solutions are becoming an arising need for the industries due to their versatility and a wide range of applications for hot and cold water, energy, gas, conduit, sewerage and other industrial applications.

The economic and environmental advantages of using plastic pipes and fittings include resistance to corrosion and prevention of metal contamination thus, ensuring hygienic delivery, increased flexibility, durability, rugged yet light-weight material, leak-free joint fusion, easy installation, rehabilitation and greater life expectancy.

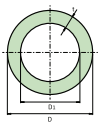
PP-R

Standard: DIN 8077, 8078
Material: PP-R



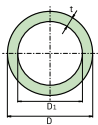
متوفر بطبقة مقاومة للأشعة فوق البنفسجية
Available with UV resistant skin layer

Standard: DIN 8077, 8078
Material: PP-R



متوفر بطبقة مقاومة للأشعة فوق البنفسجية
Available with UV resistant skin layer

Standard: DIN 8077, 8078
Material: PP-R



متوفر بطبقة مقاومة للأشعة فوق البنفسجية
Available with UV resistant skin layer

مواسير مداد MIDAD Pipe | SDR 6 | PN 20

Code	Dimension	Packing Unit	Outer Diameter (OD)mm	Wall Thickness (S)	Internal Diameter (ID)mm	Water content l/mt
K66N02003440PP	20 mm	40	20	3.4	13.2	0.137
K66N02504240PP	25 mm	25	25	4.2	16.6	0.216
K66N03205440PP	32 mm	15	32	5.4	21.2	0.353
K66N04006740PP	40 mm	10	40	6.7	26.6	0.556
K66N05008340PP	50 mm	5	50	8.3	33.4	0.866
K66N06310540PP	63 mm	5	63	10.5	42	1.385
K66N07512540PP	75 mm	-	75	12.5	50	1.963
K66N09015040PP	90 mm	-	90	15	60	2.827
K66N11018340PP	110 mm	-	110	18.3	73.4	4.208
K69BXXXXXXXXXX	With UV					

مواسير مداد MIDAD Pipe | SDR 7.4 | PN 16


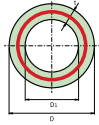
Code	Dimension	Packing Unit	Outer Diameter (OD)mm	Wall Thickness (S)	Internal Diameter (ID)mm	Water content l/mt
L66N02002840PP	20 mm	40	20	2.8	14.4	0.163
L66N02503540PP	25 mm	25	25	3.5	18	0.254
L66N03204440PP	32 mm	15	32	4.4	23.2	0.415
L66N04005540PP	40 mm	10	40	5.5	29	0.651
L66N05006940PP	50 mm	5	50	6.9	36.2	1.029
L66N06308640PP	63 mm	5	63	8.6	45.8	1.633
L66N07510340PP	75 mm	-	75	10.3	54.4	2.307
L66N09012340PP	90 mm	-	90	12.3	65.4	3.318
L66N11015140PP	110 mm	-	110	15.1	79.8	5.674
L69BXXXXXXXXXX	With UV					

مواسير مداد MIDAD Pipe | SDR 11 | PN 10

Code	Dimension	Packing Unit	Outer Diameter (OD)mm	Wall Thickness (S)	Internal Diameter (ID)mm	Water content l/mt
M66N02001940PP	20 mm	40	20	1.9	16.2	0.206
M66N02502340PP	25 mm	25	25	2.3	20.4	0.327
M66N03202940PP	32 mm	15	32	2.9	26.2	0.531
M66N04003740PP	40 mm	10	40	3.7	32.6	0.834
M66N05004640PP	50 mm	5	50	4.6	40.8	1.307
M66N06305840PP	63 mm	5	63	5.8	51.4	2.075
M66N07506840PP	75 mm	-	75	6.8	61.4	2.941
M66N09008240PP	90 mm	-	90	8.2	73.6	4.254
M66N11010040PP	110 mm	-	110	10	90	6.362
M69BXXXXXXXXXX	With UV					


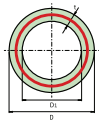
PP-R

Standard: DIN 8077, 8078
Material: GlassFiber reinforced PP-R




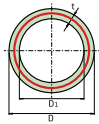
متوفر بطبقة مقاومة للأشعة فوق البنفسجية
Available with UV resistant skin layer

Standard: DIN 8077, 8078
Material: GlassFiber reinforced PP-R



متوفر بطبقة مقاومة للأشعة فوق البنفسجية
Available with UV resistant skin layer

Standard: DIN 8077, 8078
Material: GlassFiber reinforced PP-R



متوفر بطبقة مقاومة للأشعة فوق البنفسجية
Available with UV resistant skin layer

مواسير مداد مدعمة بالفايبر جلاس MIDAD Multi Layer Pipe | SDR 6 | PN 20

Code	Dimension	Packing Unit	Outer Diameter (OD)mm	Wall Thickness (S)	Internal Diameter (ID)mm	Water content l/mt
K68N02003440PP	20 mm	40	20	3.4	13.2	0.137
K68N02504240PP	25 mm	25	25	4.2	16.6	0.216
K68N03205440PP	32 mm	15	32	5.4	21.2	0.353
K68N04006740PP	40 mm	10	40	6.7	26.6	0.556
K68N05008340PP	50 mm	5	50	8.3	33.4	0.866
K68N06310540PP	63 mm	5	63	10.5	42	1.385
K68N07512540PP	75 mm	-	75	12.5	50	1.963
K68N09015040PP	90 mm	-	90	15	60	2.827
K68N11018340PP	110 mm	-	110	18.3	73.4	4.208
K67BXXXXXXXXXX	With UV					

مواسير مداد مدعمة بالفايبر جلاس MIDAD Multi Layer Pipe | SDR 7.4 | PN 16

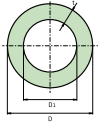
Code	Dimension	Packing Unit	Outer Diameter (OD)mm	Wall Thickness (S)	Internal Diameter (ID)mm	Water content l/mt
L68N02002840PP	20 mm	40	20	2.8	14.4	0.163
L68N02503540PP	25 mm	25	25	3.5	18	0.254
L68N03204440PP	32 mm	15	32	4.4	23.2	0.415
L68N04005540PP	40 mm	10	40	5.5	29	0.651
L68N05006940PP	50 mm	5	50	6.9	36.2	1.029
L68N06308640PP	63 mm	5	63	8.6	45.8	1.633
L68N07510340PP	75 mm	-	75	10.3	54.4	2.307
L68N09012340PP	90 mm	-	90	12.3	65.4	3.318
L68N11015140PP	110 mm	-	110	15.1	79.8	5.674
L67BXXXXXXXXXX	With UV					

مواسير مداد مدعمة بالفايبر جلاس MIDAD Multi Layer Pipe | SDR 11 | PN 10

Code	Dimension	Packing Unit	Outer Diameter (OD)mm	Wall Thickness (S)	Internal Diameter (ID)mm	Water content l/mt
M68N02001940PP	20 mm	40	20	1.9	16.2	0.206
M68N02502340PP	25 mm	25	25	2.3	20.4	0.327
M68N03202940PP	32 mm	15	32	2.9	26.2	0.531
M68N04003740PP	40 mm	10	40	3.7	32.6	0.834
M68N05004640PP	50 mm	5	50	4.6	40.8	1.307
M68N06305840PP	63 mm	5	63	5.8	51.4	2.075
M68N07506840PP	75 mm	-	75	6.8	61.4	2.941
M68N09008240PP	90 mm	-	90	8.2	73.6	4.254
M68N11010040PP	110 mm	-	110	10	90	6.362
M67BXXXXXXXXXX	With UV					

PP-RCT

Standard: DIN 8077, 8078
Material: PP-RCT



متوفر بطبقة مقاومة للأشعة فوق البنفسجية
Available with UV resistant skin layer

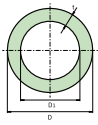
مواسير مداد MIDAD Pipe | SDR 6

Code	Dimension	Packing Unit	Outer Diameter (OD)mm	Wall Thickness (S)	Internal Diameter (ID)mm	Water content l/mt
H66N02003440PP	20 mm	40	20	3.4	13.2	0.137
H66N02504240PP	25 mm	25	25	4.2	16.6	0.216
H66N03205440PP	32 mm	15	32	5.4	21.2	0.353
H66N04006740PP	40 mm	10	40	6.7	26.6	0.556
H66N05008340PP	50 mm	5	50	8.3	33.4	0.866
H66N06310540PP	63 mm	5	63	10.5	42	1.385
H66N07512540PP	75 mm	-	75	12.5	50	1.963
H66N09015040PP	90 mm	-	90	15	60	2.827
H66N11018340PP	110 mm	-	110	18.3	73.4	4.208
H69BXXXXXXXXXX	With UV					

مواسير مداد MIDAD Pipe | SDR 7.4

Code	Dimension	Packing Unit	Outer Diameter (OD)mm	Wall Thickness (S)	Internal Diameter (ID)mm	Water content l/mt
I66N02002840PP	20 mm	40	20	2.8	14.4	0.163
I66N02503540PP	25 mm	25	25	3.5	18	0.254
I66N03204440PP	32 mm	15	32	4.4	23.2	0.415
I66N04005540PP	40 mm	10	40	5.5	29	0.651
I66N05006940PP	50 mm	5	50	6.9	36.2	1.029
I66N06308640PP	63 mm	5	63	8.6	45.8	1.633
I66N07510340PP	75 mm	-	75	10.3	54.4	2.307
I66N09012340PP	90 mm	-	90	12.3	65.4	3.318
I66N11015140PP	110 mm	-	110	15.1	79.8	5.674
I69BXXXXXXXXXX	With UV					

Standard: DIN 8077, 8078
Material: PP-RCT

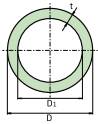


متوفر بطبقة مقاومة للأشعة فوق البنفسجية
Available with UV resistant skin layer

مواسير مداد MIDAD Pipe | SDR 11

Code	Dimension	Packing Unit	Outer Diameter (OD)mm	Wall Thickness (S)	Internal Diameter (ID)mm	Water content l/mt
J66N02001940PP	20 mm	40	20	1.9	16.2	0.206
J66N02502340PP	25 mm	25	25	2.3	20.4	0.327
J66N03202940PP	32 mm	15	32	2.9	26.2	0.531
J66N04003740PP	40 mm	10	40	3.7	32.6	0.834
J66N05004640PP	50 mm	5	50	4.6	40.8	1.307
J66N06305840PP	63 mm	5	63	5.8	51.4	2.075
J66N07506840PP	75 mm	-	75	6.8	61.4	2.941
J66N09008240PP	90 mm	-	90	8.2	73.6	4.254
J66N11010040PP	110 mm	-	110	10	90	6.362
J69BXXXXXXXXXX	With UV					


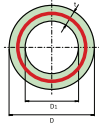
Standard: DIN 8077, 8078
Material: PP-RCT



متوفر بطبقة مقاومة للأشعة فوق البنفسجية
Available with UV resistant skin layer


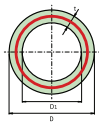
PP-RCT

Standard: DIN 8077, 8078
Material: GlassFiber reinforced PP-RCT




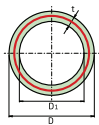
متوفر بطبقة مقاومة للأشعة فوق البنفسجية
Available with UV resistant skin layer

Standard: DIN 8077, 8078
Material: GlassFiber reinforced PP-RCT



متوفر بطبقة مقاومة للأشعة فوق البنفسجية
Available with UV resistant skin layer

Standard: DIN 8077, 8078
Material: GlassFiber reinforced PP-RCT



متوفر بطبقة مقاومة للأشعة فوق البنفسجية
Available with UV resistant skin layer

مواسير مداد مدعمة بالفايبر جلاس MIDAD Multi Layer Pipe | SDR 6

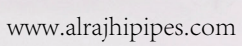
Code	Dimension	Packing Unit	Outer Diameter (OD)mm	Wall Thickness (S)	Internal Diameter (ID)mm	Water content l/mt
H68N02003440PP	20 mm	40	20	3.4	13.2	0.137
H68N02504240PP	25 mm	25	25	4.2	16.6	0.216
H68N03205440PP	32 mm	15	32	5.4	21.2	0.353
H68N04006740PP	40 mm	10	40	6.7	26.6	0.556
H68N05008340PP	50 mm	5	50	8.3	33.4	0.866
H68N06310540PP	63 mm	5	63	10.5	42	1.385
H68N07512540PP	75 mm	-	75	12.5	50	1.963
H68N09015040PP	90 mm	-	90	15	60	2.827
H68N11018340PP	110 mm	-	110	18.3	73.4	4.208
H67BXXXXXXXXXX	With UV					

مواسير مداد مدعمة بالفايبر جلاس MIDAD Multi Layer Pipe | SDR 7.4

Code	Dimension	Packing Unit	Outer Diameter (OD)mm	Wall Thickness (S)	Internal Diameter (ID)mm	Water content l/mt
I68N02002840PP	20 mm	40	20	2.8	14.4	0.163
I68N02503540PP	25 mm	25	25	3.5	18	0.254
I68N03204440PP	32 mm	15	32	4.4	23.2	0.415
I68N04005540PP	40 mm	10	40	5.5	29	0.651
I68N05006940PP	50 mm	5	50	6.9	36.2	1.029
I68N06308640PP	63 mm	5	63	8.6	45.8	1.633
I68N07510340PP	75 mm	-	75	10.3	54.4	2.307
I68N09012340PP	90 mm	-	90	12.3	65.4	3.318
I68N11015140PP	110 mm	-	110	15.1	79.8	5.674
I67BXXXXXXXXXX	With UV					

مواسير مداد مدعمة بالفايبر جلاس MIDAD Multi Layer Pipe | SDR 11

Code	Dimension	Packing Unit	Outer Diameter (OD)mm	Wall Thickness (S)	Internal Diameter (ID)mm	Water content l/mt
J68N02001940PP	20 mm	40	20	1.9	16.2	0.206
J68N02502340PP	25 mm	25	25	2.3	20.4	0.327
J68N03202940PP	32 mm	15	32	2.9	26.2	0.531
J68N04003740PP	40 mm	10	40	3.7	32.6	0.834
J68N05004640PP	50 mm	5	50	4.6	40.8	1.307
J68N06305840PP	63 mm	5	63	5.8	51.4	2.075
J68N07506840PP	75 mm	-	75	6.8	61.4	2.941
J68N09008240PP	90 mm	-	90	8.2	73.6	4.254
J68N11010040PP	110 mm	-	110	10	90	6.362
J67BXXXXXXXXXX	With UV					



ULTIMATE PIPE SOLUTIONS

A complete range of pipes, fittings, valves and accessories allow to carry out the installation without any problem, in a reduced time compared to a traditional system and with maximum quality.

CONNECTOR FITTINGS



SOCKET

Product Code	Size D(Mm)	Packing Unit
F60 PP 020 N	20 mm	720
F60 PP 025 N	25 mm	520
F60 PP 032 N	32 mm	240
F60 PP 040 N	40 mm	144
F60 PP 050 N	50 mm	90
F60 PP 063 N	63 mm	48



REDUCER SOCKET

Product Code	Size D(Mm)	Packing Unit
F20 PP 025 N	25 mm x 20 mm	520
F20 PP 032 N	32 mm x 20 mm	320
F21 PP 032 N	32 mm x 25 mm	304
F21 PP 040 N	40 mm x 25 mm	200
F22 PP 040 N	40 mm x 32 mm	176
F23 PP 050 N	50 mm x 40 mm	96
F23 PP 063 N	63 mm x 50 mm	48



ELBOW 45°

Product Code	Size D(Mm)	Packing Unit
F45 PP 020 N	20 mm	600
F45 PP 025 N	25 mm	200
F45 PP 032 N	32 mm	360
F45 PP 040 N	40 mm	112
F45 PP 050 N	50 mm	54
F45 PP 063 N	63 mm	28



ELBOW 90°

Product Code	Size D(Mm)	Packing Unit
F90 PP 020 N	20 mm	520
F90 PP 025 N	25 mm	320
F90 PP 032 N	32 mm	160
F90 PP 040 N	40 mm	91
F90 PP 050 N	50 mm	48
F90 PP 063 N	63 mm	24

CONNECTOR FITTINGS

TEE 90°

Product Code	Size D(Mm)	Packing Unit
F65 PP 020 N	20 mm	360
F65 PP 025 N	25 mm	224
F65 PP 032 N	32 mm	90
F65 PP 040 N	40 mm	64
F65 PP 050 N	50 mm	36
F65 PP 063 N	63 mm	18



REDUCING TEE 90°

Product Code	Size D(Mm)	Packing Unit
F66 PP 025 N	25 x 20 x 25	240
F66 PP 032 N	32 x 20 x 32	140
F71 PP 032 N	32 x 25 x 32	160



END CAP

Product Code	Size D(Mm)	Packing Unit
F29 PP 020 N	20 mm	1200
F29 PP 025 N	25 mm	720
F29 PP 032 N	32 mm	400
F29 PP 040 N	40 mm	240
F29 PP 050 N	50 mm	120
F29 PP 063 N	63 mm	72



CROSS OVER

Product Code	Size D(Mm)	Packing Unit
F10 PP 020 N	20 mm	240
F10 PP 025 N	25 mm	136
F10 PP 032 N	32 mm	70




ADAPTER FITTING - BRASS



FEMALE ADAPTOR

Product Code	Size D(Mm)	Packing Unit
F80 PP 020 N	20 mm x 1/2"	250
F82 PP 025 N	25 mm x 1/2"	240
F80 PP 025 N	25mm X 3/4"	150
F82 PP 032 N	32mm X 3/4"	120
F80 PP 032 N	32mm X1"	80
F80 PP 040 N	40 mm x 1-1/4"	54
F80 PP 050 N	50 mm x 1-1/2"	30
F80 PP 063 N	63mm X 2"	24



MALE ADAPTOR

Product Code	Size D(Mm)	Packing Unit
F85 PP 020 N	20 mm x 1/2"	200
F86 PP 025 N	25 mm x 1/2"	180
F85 PP 025 N	25mm X 3/4"	125
F86 PP 032 N	32mm X 3/4"	120
F85 PP 032 N	32mm X1"	78



FEMALE ELBOW 90° ADAPTOR

Product Code	Size D(Mm)	Packing Unit
F93 PP 020 N	20 mm x 1/2"	200
F95 PP 025 N	25 mm x 1/2"	150
F93 PP 025 N	25mm X 3/4"	100
F93 PP 032 N	32mm X1"	55



MALE ELBOW 90° ADAPTOR

Product Code	Size D(Mm)	Packing Unit
F94 PP 020 N	20 mm x 1/2"	150
F96 PP 025 N	25 mm x 1/2"	120
F94 PP 025 N	25mm X 3/4"	88
F94 PP 032 N	32mm X1"	45

ADAPTER FITTING - BRASS

FEMALE TEE 90° ADAPTOR

Product Code	Size D(Mm)	Packing Unit
F68 PP 020 N	20 mm x 1/2"	150
F68 PP 025 N	25 mm x 1/2"	100



MALE TEE 90° ADAPTOR

Product Code	Size D(Mm)	Packing Unit
F69 PP 020 N	20 mm x 1/2"	120
F69 PP 025 N	25 mm x 1/2"	100




HORIZONTAL WALL MOUNT

Product Code	Size D(Mm)	Packing Unit
F76 PP 020 N	20 mm x 1/2"	24
F76 PP 025 N	25 mm x 1/2"	18



VERTICAL WALL MOUNT

Product Code	Size D(Mm)	Packing Unit
F75 PP 020 N	20 mm x 1/2"	40
F75 PP 025 N	25 mm x 1/2"	40



UNIONS




UNION COUPLER

Product Code	Size D(Mm)	Packing Unit
F15 PP 020 N	20 mm	180
F15 PP 025 N	25 mm	120
F15 PP 032 N	32 mm	60




DOUBLE SOCKET BRASS UNION

Product Code	Size D(Mm)	Packing Unit
F16 PP 020 N	20 mm x 20 mm	120
F16 PP 025 N	25 mm x 25 mm	75
F16 PP 032 N	32 mm x 32 mm	40



MALE BRASS UNION

Product Code	Size D(Mm)	Packing Unit
F17 PP 020 N	20 mm x 1/2"	150
F17 PP 025 N	25 mm x 3/4"	100
F17 PP 032 N	32mm X 1"	60



FEMALE BRASS UNION

Product Code	Size D(Mm)	Packing Unit
F18 PP 020 N	20 mm x 1/2"	180
F18 PP 025 N	25 mm x 3/4"	100
F18 PP 032 N	32mm X 1"	70

STOP GLOBE VALVE

Product Code	Size D(Mm)	Packing Unit
F72 PP 020 N	20 mm x 3/4"	50
F72 PP 025 N	25 mm x 3/4"	50
F72 PP 032 N	32 mm x 3/4"	40



BALL VALVE

Product Code	Size D(Mm)	Packing Unit
F74 PP 025 N	25 mm	45
F74 PP 032 N	32 mm	35



BALL VALVE BRASS

Product Code	Size D(Mm)	Packing Unit
F78 PP 020 N	20 mm x 3/4"	50
F78 PP 025 N	25 mm x 3/4"	40
F78 PP 032 N	32 mm x 3/4"	25



CONCEALED VALVE

Product Code	Size D(Mm)	Packing Unit
F73 PP 020 N	20 mm x 3/4"	24
F73 PP 025 N	25 mm x 3/4"	24
F73 PP 032 N	32 mm x 3/4"	24



ACCESSORIES



EXTENDED PLUG

Product Code	Size D(Mm)	Packing Unit
F28 PP 020 N	20 mm x 1/2"	320
F28 PP 025 N	25 mm x 3/4"	200



VALVE BODY

Product Code	Size D(Mm)	Packing Unit
F77 PP 020 N	20 mm x 3/4"	100
F77 PP 025 N	25 mm x 3/4"	90
F77 PP 032 N	32mm X 3/4"	6



PPRC WELDING MACHINE

Product Code	Size D(Mm)	Packing Unit
ASTPPRCWDMCH		1

MIDAD +UV FITTINGS

50+ Year Lifetime

MIDAD has developed long-lasting, low maintenance piping systems. Our products are produced from proprietary resin formulations insuring long term performance. The pipes are resistant to scaling and corrosion; the walls of the pipes are extremely smooth and therefore have a low friction coefficient eliminating abrasion. Furthermore, mechanical joints, the weakest point of a traditional piping system, are eliminated by using heat fusion as the joining method. With heat fused joints, physical stresses will not damage the integrity of the joints.



Operating parameters of PPR and PP-RCT piping systems (according to DIN 80778078/)

TEMPERATURE [° C]	TIME IN OPERATION (YEARS)	PPR			PP-RCT Multilayer - Glassfiber Reinforced		
		SDR 11 (PN10)	SDR 7.4 (PN 16)	SDR 6 (PN 20)	SDR 6	SDR 7.4	SDR 11
		MAXIMUM ALLOWABLE PRESSURE (BAR)					
10	1	17,5	27,8	35,1	38,0	30,2	19,0
	5	16,5	26,2	33,0	36,9	29,3	18,4
	10	16,1	25,6	32,2	36,4	28,9	18,2
	25	15,6	24,7	31,1	35,7	28,4	17,9
	50	15,2	24,1	30,3	35,3	28,0	17,7
20	1	15,0	23,7	29,9	33,1	26,3	16,6
	5	14,1	22,3	28,1	32,0	25,4	16,0
	10	13,7	21,7	27,4	31,6	25,1	15,8
	25	13,2	21,0	26,4	31,0	24,6	15,5
	50	12,9	20,4	25,7	30,6	24,3	15,3
30	1	12,7	20,2	25,4	28,7	22,7	14,3
	5	11,9	18,9	23,8	27,7	22,0	13,9
	10	11,6	18,4	23,2	27,3	21,7	13,6
	25	11,2	17,7	22,3	26,8	21,2	13,4
	50	10,9	17,2	21,7	26,4	20,9	13,2
40	1	10,8	17,1	21,6	24,6	19,6	12,3
	5	10,1	16,0	20,2	23,8	18,9	11,9
	10	9,8	15,5	19,6	23,4	18,6	11,7
	25	9,4	15,0	18,8	22,9	18,2	11,5
	50	9,2	14,5	18,3	22,6	17,9	11,3
50	1	9,1	14,5	18,2	21,0	16,7	10,5
	5	8,5	13,5	17,0	20,3	16,1	10,1
	10	8,2	13,1	16,5	19,9	15,8	10,0
	25	7,9	12,6	15,9	19,5	15,5	9,7
	50	7,7	12,2	15,4	19,2	15,2	9,6
60	1	7,7	12,2	15,4	21,4	14,2	8,9
	5	7,1	11,3	14,3	20,6	13,6	8,6
	10	6,9	11,0	13,9	20,2	13,4	8,4
	25	6,6	10,5	13,3	19,8	13,1	8,2
	50	6,4	10,2	12,9	19,4	12,8	8,1
70	1	6,5	10,3	12,9	18,0	11,9	7,5
	5	6,0	9,5	12,0	17,3	11,4	7,2
	10	5,8	9,2	11,6	16,9	11,2	7,0
	25	5,0	8,0	10,0	16,5	10,9	6,9
	50	4,2	6,7	8,5	16,2	10,7	6,8
80	1	5,4	8,6	10,8	15,0	9,9	6,2
	5	4,8	7,6	9,6	14,4	9,5	6,0
	10	4,0	6,4	8,1	14,1	9,3	5,9
	25	3,2	5,1	6,5	13,7	9,1	5,7
95	1	3,8	6,1	7,6	11,2	7,4	4,7
	5	2,6	4,1	5,2	10,7	7,1	4,4
COLD WATER		x	x	x	x	x	x
HOT WATER			x	x	x	x	
AIR		x	x	x	x	x	x
HEATING				x	x	x	

Specification and Properties of Midad System

All Midad PP-R pipes are made from polypropylene type 3, PP-R. All Midad pipes, multilayer pipes Midad GlassFiber, are made from polypropylene of new generation - type 3 and 4, PP-R & PP-RCT.

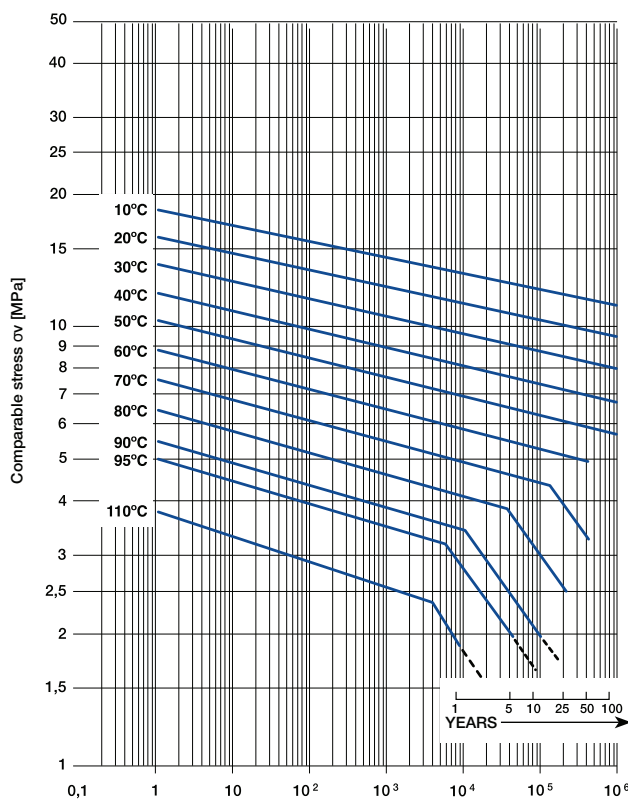
Selected characteristics of pipes

characteristics		units	PPR value
specific gravity	PPR, PP-RCT	g / cm ³	0,9
thermal expansion coefficient (elongation)	all plastic pipes	mm / m °C	0,12
	multilayer pipes	mm / m	
thermal conductivity coefficient	all types of pipes	W / m °C	0,24

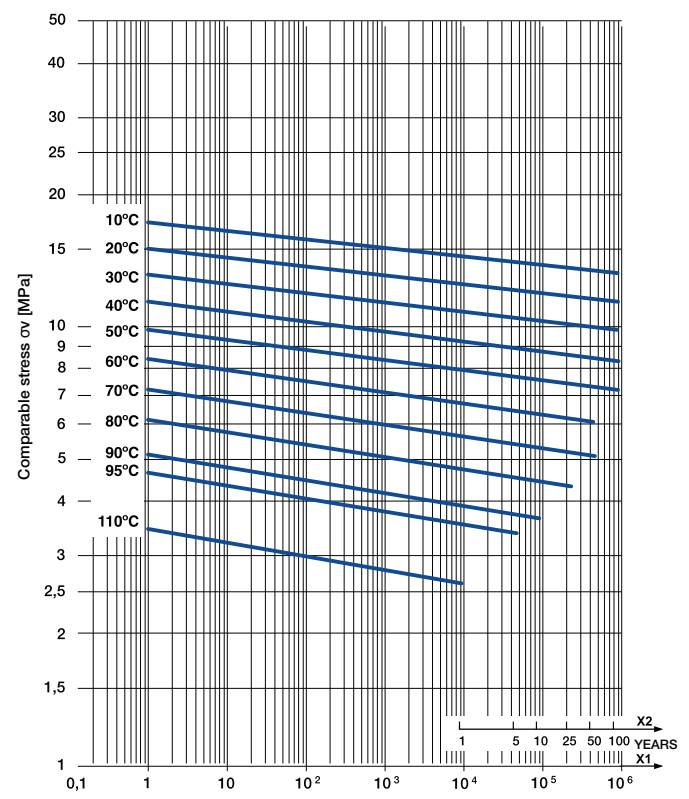
Advantages

- Service life of more than 50 years (subject to proper utilisation)
- No health risks
- No corrosion or encrustation
- Flexibility, low weight, easy and clean installation
- Low-noise level, low pressure losses due to friction
- Environmentally friendly product (can be recycled or safely incinerated)

Isothermal lines for PPR mechanical strength



Isothermal lines for PP-RCT mechanical strength



MIDAD TESTING STANDARDS & WARRANTY

Midad System products are manufactured according to EN ISO 15874 and German standards DIN 8077 and DIN 8078. The internal company standards are continuously being updated with further specification guidelines taken from the newly introduced European (EN) System of Standards.

In order to meet quality requirements specified in ISO 9001, the following activities are regularly controlled within the framework of specified procedures.

- For production and testing is used standard EN ISO 15874.
- The application and assembling of products have to conform to assembly regulations of Midad system.
- System of quality is certified in accordance with ISO 9001-2015

Controlled:

- characteristics of raw materials entering the manufacturing process
- intermediate product parameters at every production stage
- manufacturing facilities
- parameters of measuring instruments

Warranty

All standard products of the Midad System are covered by a 10-year warranty period. This guarantee is subject to a proper product application and adherence to the Installation Manual.

Service life

Service life of more than 50 years (subject to proper utilisation).

Certification

